



XT21X

Extreme Output Flashlight User Manual

Thank you for choosing Klarus products!
Please read the user manual fully before use.

Product Specifications

- Product Model No.: XT21X
- Dimension: $\varnothing 41.0\text{mm}(1.61") \times \varnothing 27.5\text{mm}(1.08") \times 161.0\text{mm}(6.34")$
- LED: CREE XHP70.2 P2 1A 6500K White Light
- Output: 4000LM
- Working Voltage: 2.5V-6.4V
- Compatible Batteries: 1 x 21700
- Waterproof: IPX8
- Weight: 158g (5.57oz) (w/o battery)

Package

Name	Qty	Name	Qty
Flashlight	1	Clip	1
Battery	1	Lanyard	1
Charging Cable	1	Waterproof O Ring	1
Holster	1	User Manual	1

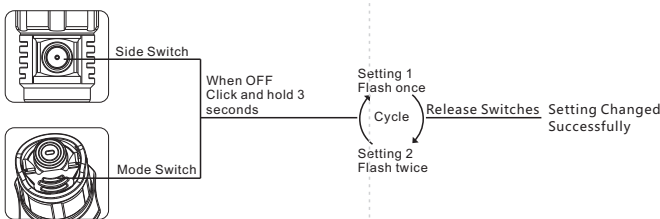
ANSI

ANSI/NEMA FL1	Turbo	High	Medium	Low	Moonlight	Strobe	SOS
ANSI lumens (LM)	4000	1200	400	100	5	4000	100
Brightness (h)	1.2	2.3	6.5	21	200	2.4	63
Beam intensity(cd)	24964	7400	2450	600	30		
Beam distance(m)	316	172	99	49	11		
Impact resistance(ft)					1		
Waterproof	IPX8 (2 Meters Submersible)						

Notice:
The above data has been measured in accordance with international flashlight testing standards ANSI/NEMA FL1 using one KLARUS 21GT-50 5000mAh battery under laboratory conditions. The data may vary slightly during actual use due to battery type, individual usage habits and environmental factors.

Operations

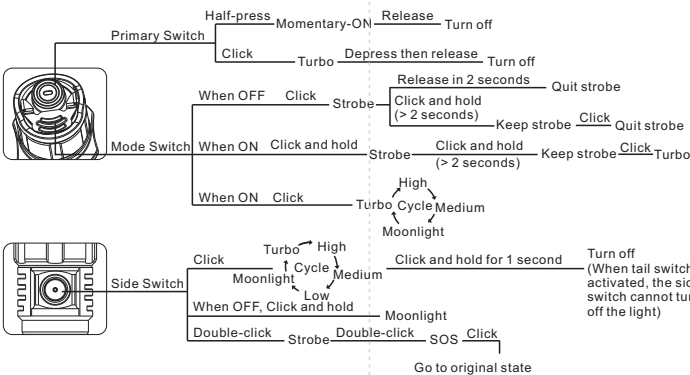
User Setting Change



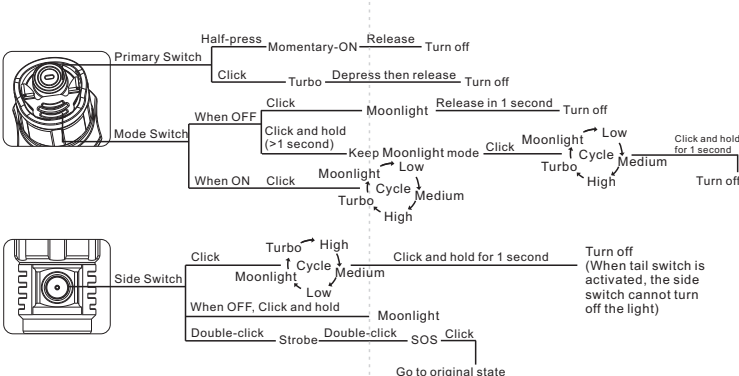
Factory Default Setting #1 (Tactical Setting)

User Setting Operations

User Setting #1: Tactical Setting



User Setting #2: Outdoor Setting



Lockout Function

Side Switch Lockout Function:

- When the light is OFF and in unlocked state, click and hold the switch for 5 seconds until the flashlight flash twice. The flashlight is now locked.
- When the light is locked, click the side switch, the indicator of side switch will flash green to indicate the flashlight is locked.
- To unlock the flashlight, click the switch three times in quick succession and the flashlight will again flash twice to indicate that it is active.
- To lock the tail switch, loosen the tail cap for half circle or more. Tightening the tail cap will disable the tail switch lockout status.

Mode Memory Function

The light will return to the last used constant-on mode when using the side switch to turn ON.

Intelligent Thermal Protection System (ITS)

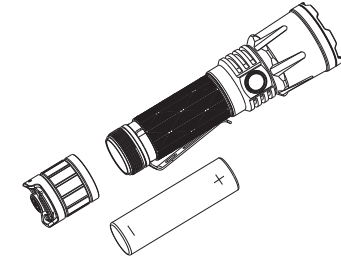
When the flashlight is in Turbo mode, brightness will be automatically adjusted according to the temperature of the flashlight body to protect the LED and internal components and ensure safety and stability.

Battery Capacity Indicator

- After power-on, the indicator will flash for 5 seconds.
- Green, 70%-100% capacity remaining.
- Orange, 30%-70% capacity remaining.
- Red, less than 30% capacity remaining.
- Red flashing, less than 10% capacity remaining, recharge or replace battery immediately.

Note: The indicator will only display as above when using Li-ion batteries.

Battery Installation



Recharging Battery

Micro-USB charging port will recharge the battery when connected by USB charging cable to USB adapter, car charger, or other charging devices. LED display Red: Charging in progress. Green: Charging complete. Yellow: Inspection required.

Usage and Maintenance

- The flashlight's surface will increase in temperature during use, especially during periods of higher lumen output. The maximum safe operating surface temperature of the flashlight is 60°C/140°F.
- Please fully charge battery before initial use.

Included battery is charged to less than 50% as a safety measure and will not power the flashlight at full output.

- To maintain waterproof rating, please lubricate the O-ring with silicone safe lubricant and replace worn O-rings as needed.
- Do not shine light directly at eyes.
- For long term storage, remove the battery and store in a cool and dry location.

Warranty

- KLARUS guarantees the flashlight against defects in material and workmanship. Flashlight products that are found to be defective under normal use within 5 years of the purchase date will be repaired or replaced without charge.
- This warranty does not cover damage caused by accident, unreasonable use or product alteration. Failure to follow the general maintenance directions could result in damage to your flashlight that may not be covered by the KLARUS warranty.

Limited Lifetime Warranty

- If problems develop after 5 years from the date of purchase, KLARUS will charge for parts and repairs. The total repair fee will be assessed according to the cost of the replacement materials. If damage to the light is substantial, KLARUS will contact the customer via the dealer with a quote.
- The customer may decide whether to proceed with the repairs. Freight will be paid by the dealer or customer.

Warranty Procedure

- If this flashlight does not perform as specified, the product will be repaired or replaced as described above.
- Please contact your original KLARUS dealer for replacement and repairs.
- If the warranty issue cannot be resolved by the dealer, please contact KLARUS at service@klaruslight.com for assistance. Please provide the following information to expedite the process:
 - List the serial number on the light.
 - Include a detailed description identifying the issue, accompanied by pictures or a short video demonstration if necessary.
 - Provide the name and store of the dealer you made the purchase from; and a copy of the proof of purchase.



Website



Facebook

KLARUS LIGHTING TECHNOLOGY CO., LIMITED

Address: 5/F, No. 26 Building, Nulanjan Industrial Park, Longhua District, Shenzhen City, 518131, China.
Phone: +86-755-27700110
Email: sales@klaruslight.com
Customer Service: service@klaruslight.com
Website: www.klaruslight.com



Made in China



XT21X

强光手电使用说明书

感谢阁下惠顾本公司产品使用前敬请详细阅读说明书

产品参数

- 产品名称：强光手电
- 产品型号：XT21X
- 尺寸： $\varnothing 41\text{mm} \times \varnothing 27.5\text{mm} \times 161\text{mm}$
- 灯珠：CREE XHP70.2 P2 1A 6500K 白光
- 光通量：4000LM
- 工作电压：2.5V-6.4V
- 兼容电池：1 x 21700
- 防水等级：IPX 8
- 重量：158g(不含电池)

装箱清单

部件名称	数量	部件名称	数量
手电筒	1	抱夹	1
电池	1	手绳	1
充电线	1	防水圈	1
布套	1	说明书	1

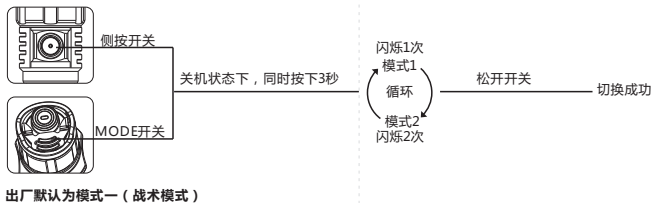
ANSI标准参数

ANSI/NEMA FL1	极亮	高亮	中亮	低亮	月光	爆闪	SOS
光通量(lm)	4000	1200	400	100	5	4000	100
续航时间(h)	1.2	2.3	6.5	21	200	2.4	63
光强度(cd)	24964	7400	2450	600	30		
射程(m)	316	172	99	49	11		
防水深度(m)					1		
防水级别	IPX8级防水 (水下2m)						

注：
以上数据按照国际手电筒测量标准ANSI/NEMA FL1所述之测量方法，使用KLARUS 21GT-50 5000mAh锂电池测量所得，不同电池或使用环境可能会对以上数据产生影响。

产品使用方法

一、操作模式切换方法：

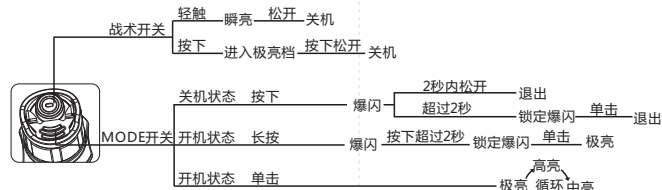


出厂默认为模式一（战术模式）

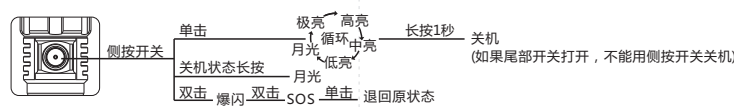
二、操作模式说明：

操作模式一：战术模式

尾部双开关：

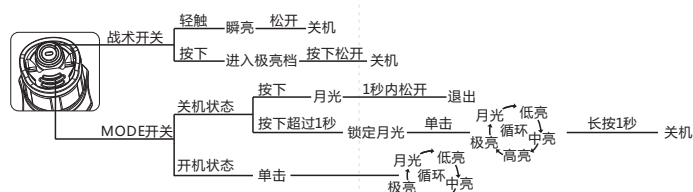


颈部侧按开关

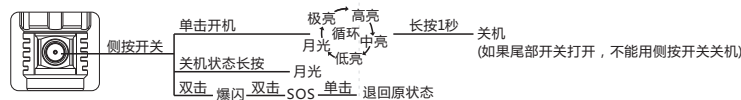


操作模式二：户外模式

尾部双开关：



颈部侧按开关



锁定功能

- 侧按键锁定功能：关机时侧按开关长按5秒锁定，快速单击三次解锁，锁定和解锁时主灯闪烁两次，提示已锁定或解锁。按键锁定时如果按下侧按键，指示灯会绿灯闪烁提示用户按键已锁定。
- 尾部开关锁定功能：筒尾扭松半圈，主开关和副开关锁定，重新扭紧后主开关和副开关锁定解除。

档位记忆功能

侧按开关单击开机时进入上次关机时的档位

智能温控系统

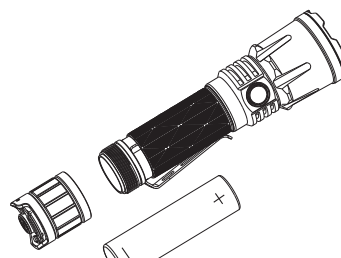
在最高亮档时，会根据手电筒温度自动调节输出亮度，以保护LED和内部元器件，并增强手握舒适度

电量指示

侧按键中间指示灯在开机后点亮5秒指示电池电量，5秒后关闭。

- 绿色，表示剩余电量70%-100%
 - 橙色，表示剩余电量30%-70%
 - 红色，表示剩余30%以下
 - 电量在低于10%时指示灯红灯闪烁，提示用户电量即将耗尽
- 注：此电量指示功能只针对锂离子电池

电池安装



如何充电

XT21X采用USB直充设计，可通过USB数据线、座充、车充等设备直接进行充电。

当LED显示：

- LED显示红灯：充电进行中
- LED显示绿灯：充电完毕
- LED显示黄灯闪烁：放入的不是21700锂电池/电池放反/电池已损坏

使用及维护

- 手电在使用过程中，手电表面温度在60度以下属于正常情况，请放心使用。
- 充电电池出厂时只有50%以下电量，直接使用不能达到最高亮度和正常续航时间，首次使用请将电池充满。
- 为达到最佳防水性能，请定期检查防水O圈的完整性

售后/保修条款

- 15天保换：凯瑞兹产品自售出日起15天内，在正常使用情况下，若出现质量问题，可免费更换同型号产品；若该产品已停止生产，则调换该型号升级品或不低于原产品性能的其它产品；
- 5年质保：凯瑞兹产品自售出日起5年内，在正常使用情况下，若出现质量问题，享受免费维修服务；
- 充电电池类产品保修期为1年，产品附加配件不在保修范围内；
- 终身有限保修：因不当使用引起的产品损坏或超出免费保修时间的产品，我司将提供有偿保修，费用以实际更换材料费用为准，不另收取人工费。

注：
产品升级、规格参数如有更新，恕不另行通知，实际产品的形式和颜色则可能与实物所显示略有不同，请以实物为准。深圳市凯瑞兹电子科技有限公司拥有对说明书内容的最终解释权 and 修改权。

扫码关注凯瑞兹微信公众号或登录凯瑞兹官网

可获取最新的资讯



微信公众号

深圳市凯瑞兹电子科技有限公司

地址：深圳市龙华区民治牛栏前工业区26栋5楼
邮编：518131 电话：+86-755-27700110
邮箱：sales@klaruslight.com
售后：service@klaruslight.com
网站：www.klaruslight.cn



Made in China