

K2 Smart Charger

Two cell charger capable of charging almost all rechargeable batteries for use as a power bank

Features

- Microcomputer control system allows each of the two battery slots to charge individually.
- Capable of charging 2 batteries simultaneously (Ni-MH / Ni-Cd / LiFePO4 / 3.7V Li-ion / 3.85V Li-ion)
- Li-ion: 26650 22650 18650 18490 17670 17500 16340 14500 10440 16340(RCR123A)
- Ni-MH/Ni-Cd: AA AAA AAAA C
- LEDs display to clearly show charging progress.
- Optional 0.5A or 1A output charging current.
- Charger cable DC 5V micro USB port connects directly to either a car charger plug, a computer USB port or other USB charger plug for charging at home or while travelling.
- Use as a power bank capable of charging USB equipment, with an Li-ion battery as the power source.
- -DV/dt Control technology to charge Ni-MH and Ni-Cd batteries more fully.
- Built-in reverse polarity and short-circuit protection.
- Features over-charge protection to prevent battery damage. Automatically stops charging when complete
- Auto-activation function.
 - Automatically reactivates "zero voltage" short-circuit protected Li-ion batteries that have been completely drained of power.
 - Will not charge a battery that cannot be reactivated.
- Made of durable ABS (fire retardant/flame resistant) for your safety.
- Optimal heat dissipation design for long lifespan.

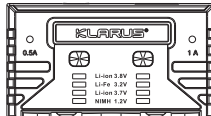
Specifications

- Input Power: Micro USB DC 5V/2A
- Output Voltage : 4.35V/4.2V/3.65V/1.48V ±1%
- Output Current : 0.5A/1A
- USB port output: 5V/1A
- Size : 115mm×63.5mm×29mm (Length/Width/ Height)

- Compatible with: LiFePO4, 3.7V/3.85V Li-ion, Ni-MH, Ni-Cd
- Li-ion: 26650 22650 18650 18490 17670 17500 16340 14500 10440 16340(RCR123A)
- Ni-MH, Ni-Cd: AA AAA AAAA C
- Weight: 75g
- Optimal working environment: 5%(0°C)-90%(35°C) (fully-laden regular activity)
- Storage temperature: 0°C-40°C

Operating instructions

- Charge the batteries**
 - Plug the cable into the charger, and connect the micro USB to a 5V power supply.
 - Gently insert rechargeable battery with positive end (+) at top of the charger and negative end (-) end against the bottom spring tab.
 - The charger will automatically identify battery type when cell is inserted. For Ni-MH/Ni-Cd battery, the charger will choose 1.2v charging voltage automatically and begin to charge in 5 seconds. For Li-ion battery, press the corresponding button to choose charging voltage. LED display will flicker to indicate battery power and charging progress.
 - Charging voltage can be checked by pressing the corresponding button lightly. The LED display will revert to showing charging progress after 5 seconds.
- Use as a power bank**
 - Gently insert Li-ion batteries with positive end (+) at top of the charger and negative end(-) end against the bottom spring tab.
 - Connect the USB equipment with 5V outlet using the cable and charging will commence.



Please note :

This charger could be used as a power bank only when the cell is a Li-ion battery.

3. Optional charging current selection

When the power is on, press either of the button for 2 seconds to choose either the 0.5A or 1A charging current. For Ni-MH/Ni-Cd batteries, please always choose 0.5A to charge. For LiFePO4/ 3.7V Li-ion/ 3.85V Li-ion batteries, you can select either 0.5A or 1A to charge. Using the 1A option will increase charging speed when time is limited.

Attention

- Please ensure that you are always careful to select the correct charging setting and voltage when inserting a battery.
- Never use the Li-ion 3.85V charging selection to charge any Li-ion batteries other than Li-ion 3.85V rechargeable batteries.
- Never use the Li-ion 3.7V or Li-ion 3.85V setting to charge a 3.2 V LiFePO4 battery.
- Please use the charger in a normal working environment, and switch off the power when charging is complete
- As with all electrical appliances, keep the charger out of reach of children.

Warranty Service

- If found to be defective within 15 days from date of purchase, your KLARUS K2 charger will be replaced . Thereafter, within 12 months of purchase, the K2 will be repaired .Beyond 12 months, the warranty covers labor costs and maintenance but excludes accessories or replacement parts.
- The warranty is nullified in any of the following situations:
 - The product(s) is/are broken down, reconstructed and/or modified under unauthorized conditions.

- The product(s) is/are damaged through improper use.
- The product(s) is/are damaged by leakage of batteries.



Website




Facebook

KLARUS LIGHTING TECHNOLOGY CO., LIMITED

Address: 5/F, No.26 Building, Niulanjiang Industrial Park, Longhua District, Shenzhen City, 518131, China.
Phone: +86-755-27700110
Email: info@klaruslight.com
Customer Service: service@klaruslight.com
Website: www.klaruslight.com



Made in China



K2 智能充电器

几乎能充所有电池的双槽充电器

特点

- 微电脑控制技术，二个槽独立充电。
- 可同时对2节任何容量的镍氢/镍镉/磷酸铁锂/3.7V锂离子电池 /3.85V锂离子电池充电：
- 锂离子电池：26650 22650 18650 18490 17670 17500 16340 14500 10440 16340(RCR123A)
- 镍氢/镍镉充电电池：AA AAA AAAA C
- LED直观显示充电进度。
- 可自由选择0.5A或1A两种电流充电。
- 采用Micro USB DC 5V充电，车充、 旅充均可给充电器充电
- 具有移动电源功能，正确装入锂离子电池即能对手机等USB设备充电。
- 使用-DV/dt控制技术，充电效率更高。
- 电池防反接保护功能、短路保护功能。
- 过充保护，电池充满后自动停止充电。
- 自动激活功能：
 - 自动激活“零电压”锂电池（带保护板瞬间短路的正常电池）
 - 无法激活的坏电池将拒充。
- 采用ABS防火阻燃材料制造，使用更安全。
- 优良散热设计，使用寿命长。

规格

- 输入电源：Micro USB DC 5V/2A
- 输出电压：4.35V/4.2V/3.65V/1.48V ±1%
- 输出电流：0.5A/1A
- USB口输出：5V/1A
- 尺寸：115mm×63.5mm×29mm（长/宽/高）
- 适用电池：磷酸铁锂，3.7V和3.85V锂离子电池，镍氢、镍镉电池。
- 锂离子电池：26650 22650 18650 18490 17670 17500 16340 14500 10440 16340 (RCR123A)

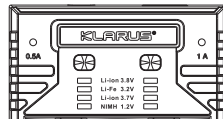
镍氢/镍镉充电电池：AA AAA AAAA C

- 重量：75g
- 使用环境：5%(0°C)-90%(35°C) (满载正常工作)
- 储藏温度：0°C-40°C

使用方法

1. 给电池充电

- 将充电线一端接上充电器，另一端接上5V电源时，0.5A (LED)指示灯常亮，其他灯熄灭。
- 装入电池并保证电池的正负极方向与充电槽底部的标示一致。
- 电池放入后，充电器智能识别电池进行充电（锂离子电池需轻按对应的按键选择相应的充电电压，镍氢/镍镉电池自动选择1.2V充电电压），5秒后进入充电状态，此时充电指示灯按照对应电量比例闪烁。
- 充电过程中轻按对应的按键可查询充电电压类型，5秒后返回充电状态。



自由选择充电电流

在通电情况下，任何时候按住按键保持2秒选择0.5A 或1A充电电流。

2. 做移动电源使用

将锂离子电池按照充电槽底部的正负极标志装入。USB线一端接入充电器5V输出口，另一端接入USB设备即可充电。备注：移动电源功能只有放入的电池是锂离子电池才有效。

3. 检查电池当前电量

不通电时，装入电池可查看当前电池大概电量(仅针对锂离子电池)

注意

- 非标称3.85V的锂离子电池禁止选择Li-ion 3.85V类型进行充电。
- 标称3.2V的磷酸铁锂电池禁止选择Li-ion 3.7V/Li-ion 3.85V类型进行充电。
- 请在正常工作环境下使用此充电器，充电完成后及时切断电源
- 请将充电器放置在儿童无法触及的地方。

保修期

自销售之日起，在正常使用的情况下，凡在购买之日起15天内遇到质量问题，请保存好包装并联系卖家或经销商更换。正常使用情况下，购买之日起12个月内遇到质量问题，可享受免费维修服务，需要更换重要部件则需收取成本费用。

本保修规则不适用于以下情况

- 人为破坏，拆解，改装本产品。
- 错误操作导致产品损坏。
- 电池漏液导致产品损坏。



关注微信



进入官网



京东购买



淘宝购买

深圳市凯瑞兹电子科技有限公司

地址：深圳市龙华区民治牛栏前工业区26栋5楼
邮编：518131 电话：+86-755-27700110
邮箱：info@klaruslight.com
售后：service@klaruslight.com
网站：www.klaruslight.cn



Made in China